

## RBU665-2

### 2+1 Redundant, High Grade, Extended C-Band, Block UpConverter System.









The **RBU665-2** 2+1 Redundant Extended C-Band Block UpConverter system comprises three **IBU665** Block UpConverters, plus an **RCU200** control unit along with matched SHF, L-Band and a complete control interface cable set. It includes all that is required to implement a dual-feed 2+1 redundant Extended C-Band BUC system, maintaining maximum availability whilst allowing routine maintenance and repair work to be carried out on the standby converter without the normally associated down-time.

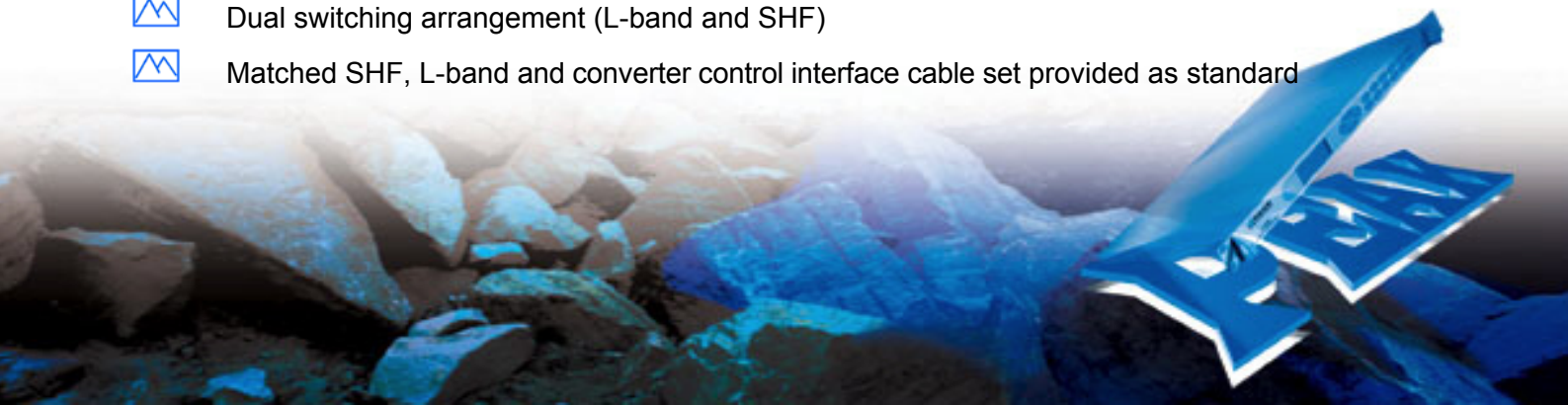
The **RBU665-2** system maintains two converters on-line whilst the other is held in hot standby, allowing the user to select the on-line converters. The redundancy unit can be controlled from the front panel (Local mode) or by the RS232/RS485 link to a host computer (Remote mode). In remote mode, the on-line converters can be selected and monitored whilst keeping switch-over automatic in case of failure.

In AUTO mode, the **RCU100** control unit monitors the converter alarm signals via the interface connecting cables and if a fault condition develops within the on-line converter, the **RCU100** automatically switches traffic to the standby unit.

All units are mains powered and are constructed of high grade components to give the ultimate stability, ripple and phase noise performance. The converters utilise Externally Phase Locked Dielectric Resonator Oscillators (XPDRos) and are far superior in stability and phase noise to Voltage Controlled Oscillators (VCOs), as commonly used in other BUC designs.

### Peak Features

-  High stability, Low ripple and excellent phase noise
-  10MHz External Reference option fitted as standard with automatic internal reference back-up
-  Dual mains input & redundant power supplies on control unit fitted as standard
-  Keys removable for security in any position
-  Dual switching arrangement (L-band and SHF)
-  Matched SHF, L-band and converter control interface cable set provided as standard



## RBU665-2 Typical Specification

### SHF Outputs

Input Frequency	5.85-6.65GHz
Connector	50Ω, SMA
Return loss	>15dB
1dB GCP	+7dBm (Option 5; +17dBm)

### L-Band Inputs

Output Frequency	950 to 1750MHz
Connectors	50Ω, SMA (option 3; 75Ω, BNC)
Return loss	>15dB

### System Transfer Characteristics

Conversion gain	13dB ±0.5dB at band centre (Option 4; 23dB ±1dB)
Gain stability	±0.5dB from 0 to 40°C
Gain flatness	±0.5dB full band ±0.25dB across 40MHz in band.
2+1 changeover	1dB max variation (unit to unit)

### RF Performance

LO Phase noise (typical with good phase noise ext. 10MHz ref)	-55dBc/Hz at 10Hz -75dBc/Hz at 100Hz -92dBc/Hz at 1kHz -100dBc/Hz at 10kHz -107dBc/Hz at 100kHz -125dBc/Hz at 1MHz
Harmonics Spurious	Better than -50dBc <-80dBm (in band non-carrier related) <-75dBc (in band carrier related)
3rd Order Intercept LO leakage	>+17 dBm (Option 5; >+27dBm) -80 dBm (always out of band)

### Manual Attenuation (Option 10)

Attenuation range	30dB nominal
Control	Continuously variable from front panel

Note; Options 10c & 10d offer manually adjustable attenuators fitted to the switch unit 'common' input or output paths.

### SHF & L-Band Monitor (Option 2) on converters

Connector	
Option 2a;	L-Band monitor, 50Ω, SMA (f) on rear panel
Option 2b;	L-Band monitor, 50Ω, SMA (f) on front panel
Option 2c;	SHF monitor, 50Ω, SMA (f) on rear panel
Option 2d;	SHF monitor, 50Ω, SMA (f) on front panel
Note; for other connector types please consult the factory	
Level	-20dBc ±3dB

### Internal Reference Stability

Stability	<1 x 10 <sup>-10</sup> per second
Temp. Stability	<±5 x 10 <sup>-8</sup> (0 to +50°C)
Ageing	<±5 x 10 <sup>-9</sup> per day

### High stability - Option 8

Stability	<2 x 10 <sup>-12</sup> over 1s, <2 x 10 <sup>-10</sup> per day
Ageing	<2 x 10 <sup>-8</sup> per year
Temp. stability	<2 x 10 <sup>-9</sup> over 0 to 50°C

### External Reference Input

Frequency	10MHz (5MHz factory settable)
Connector	50Ω, BNC
Level	0dBm ±3dB
Required phase noise	Better than 50dBc/Hz of output Phase Noise
Locking delay	<2 mins to stabilise from cold

### Switch Element Parameters

Switching speed	<15ms
Type	Co-axial, latching
Response speed	<150ms (from fault to switch completion)

### Mechanical

Width	19" standard rack mount
System Height	4U (1U (1.75") x 4)
Depth	~400mm (15.7"), plus connectors
Construction	Aluminium chassis
Weight	17kgs (~37lbs)

### Environmental

Operating temp.	0°C to +50°C
EMC	EN 55022 part B & EN 50082-1
Safety	EN 60950

### Power Supply

Voltage	115/230VAC±10%, selectable, Dual PSU on RCU
Frequency	50/60Hz
System Power	150Watts max.

### Control System

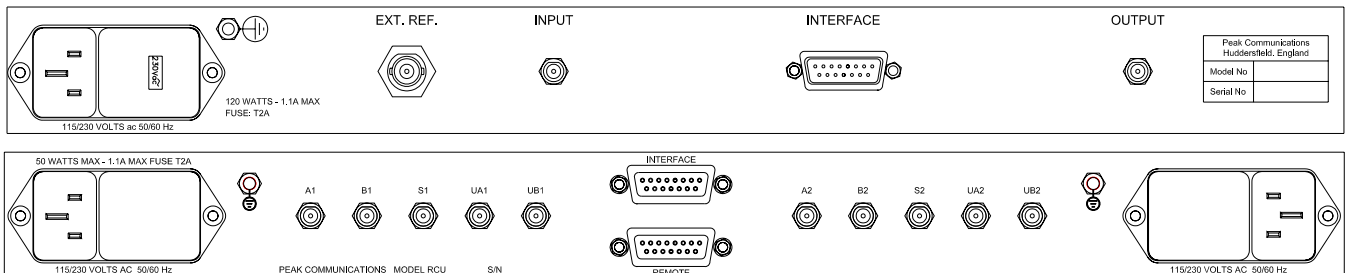
Rem/Loc switch	2 position key switch, selects remote or local mode.
Auto/A/B switch	3 position key switch, selects standby converter to chain A or B manually, or automatically.
Remote control	RS232/RS485 port (Option 9; Ethernet replaces RS232/485 port)
Converter alarm	PSU fail, LO lock fail & Amp fail

### Options

- 2a) -20dBc L-band monitor on rear panel (SMA)
- 2b) -20dBc L-band monitor on front panel (SMA)
- 2c) -20dBc SHF monitor on rear panel (SMA)
- 2d) -20dBc SHF monitor on front panel (SMA)
- 3) 75Ω interface at L band.
- 4) Extra 10db increase in gain, to +23dB ±1dB
- 5) 1dB GCP increase to +17dBm (includes extra 10dB Gain option).
- 8) High Stability Internal reference option.
- 9) Ethernet interface, replaces RS232/485 port.
- 10c) System input Manual Variable Attenuator, 0-30dB.
- 10d) System output Manual Variable Attenuator, 0-30dB.

Note; Some of the above options have an impact on the general performance specification, factory guidance should be sought if this is thought to be critical.

## Rear panel Views (single Converter shown)



Peak Communications reserves the right to alter the specifications of this equipment without prior notice. RBU665-2-311210.

Peak Communications Ltd, 22 West Park Street, Brighouse, HD6 1DU, England

Tel; +44 (0)1484 714200 Sales; +44 (0)1484 714229 Fax; +44 (0)1484 723666 Email; [sales@peakcom.co.uk](mailto:sales@peakcom.co.uk) Web; [www.peakcom.co.uk](http://www.peakcom.co.uk)